

WELCOME TO WADI EL-HUDI

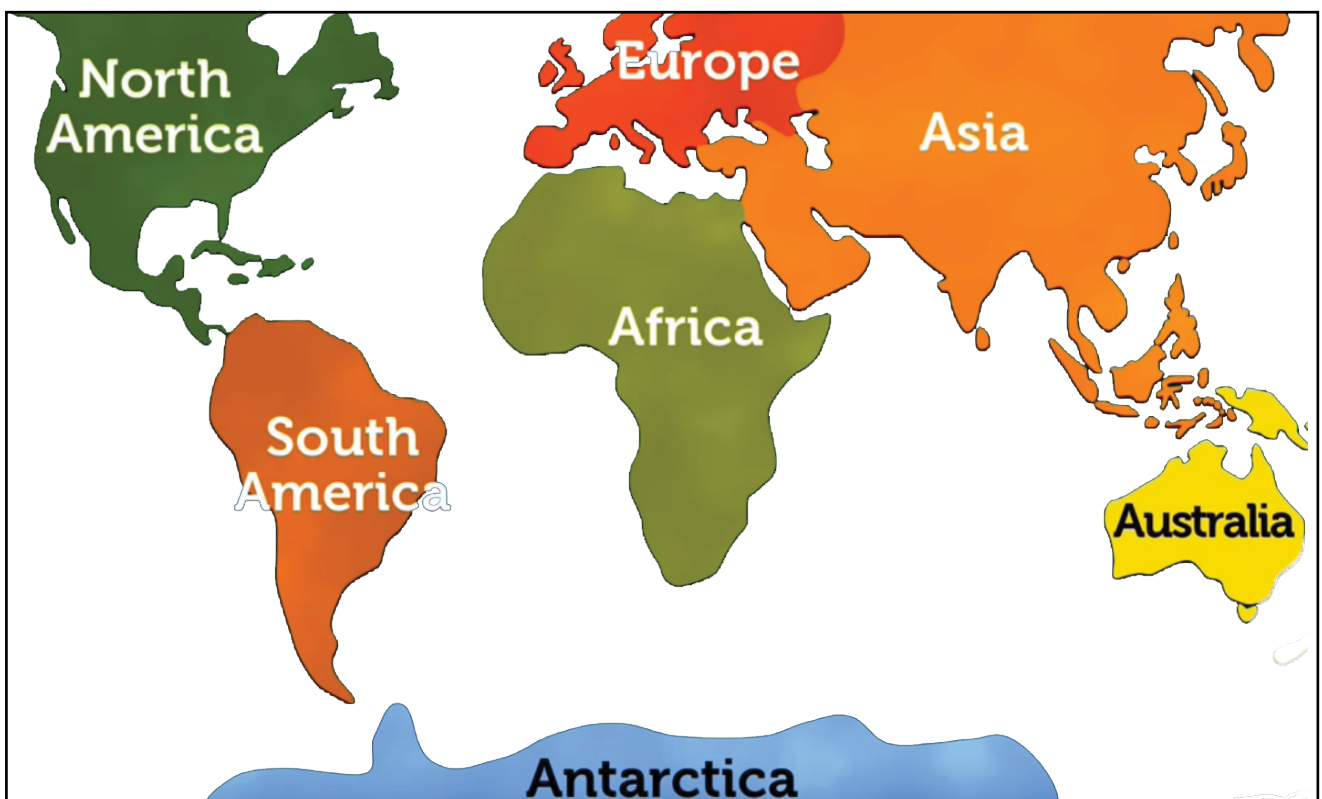
Join the expedition in the south of Egypt with a team of archaeologists and explore the secrets of Ancient Egypt!

Four thousands years ago, the Ancient Egyptians found a rare purple mineral in the desert, in Wadi el-Hudi. With it, they made valuable objects, like amulets and jewels.

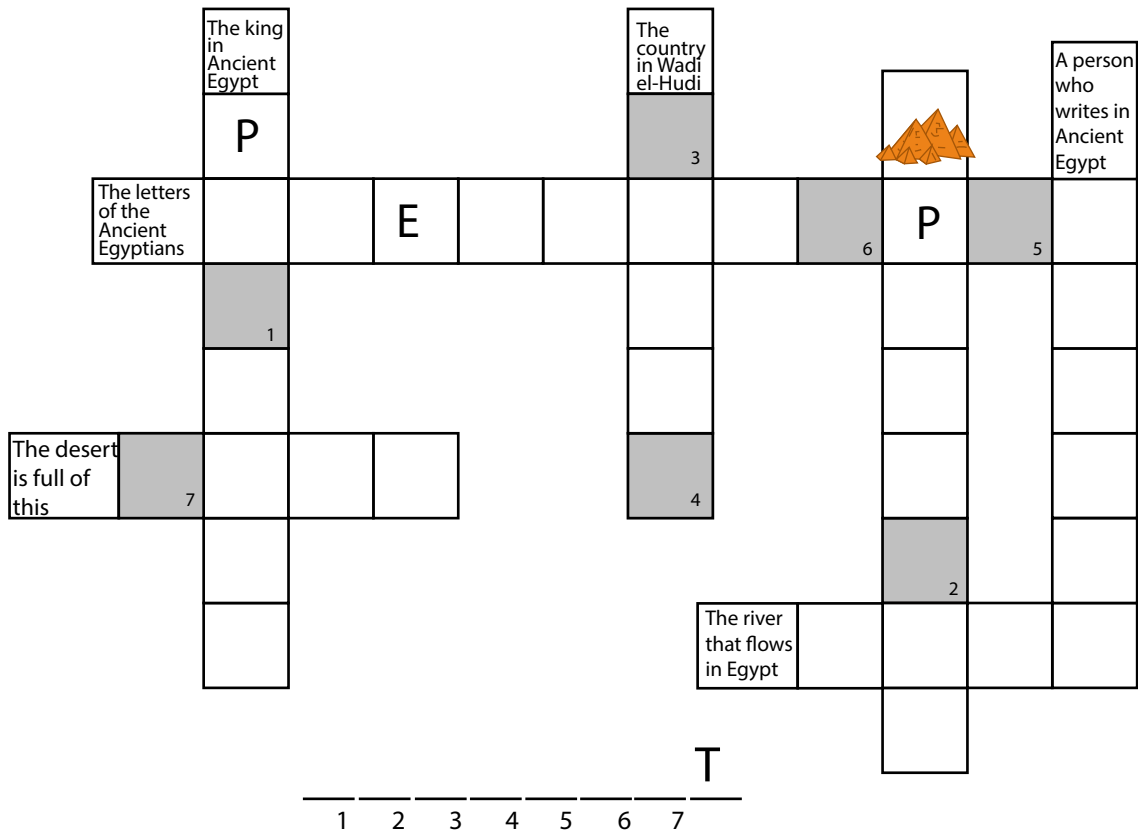
Today, archaeologists are excavating the settlements and mines that ancient peoples built while they exploited the mineral resource. They also collect and study the objects left behind.

Are you ready to help the team?


- 1 Let's start the expedition to the ancient world's largest source of purple jewels, in Wadi el-Hudi! Do you know where Egypt is?



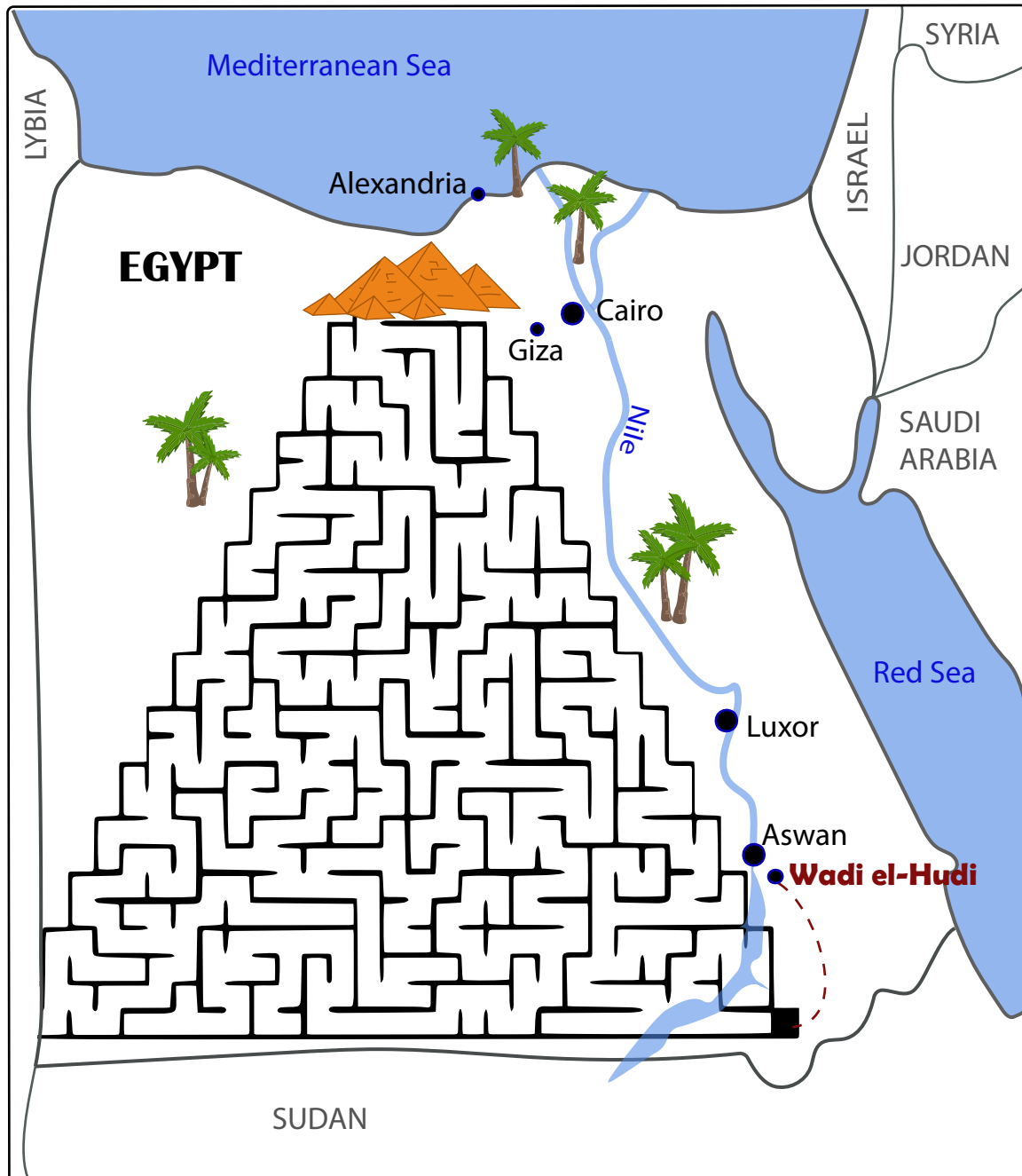
2



3



- 4 Welcome to Egypt! From the Great Pyramids of Giza, find your way to reach Wadi el-Hudi!

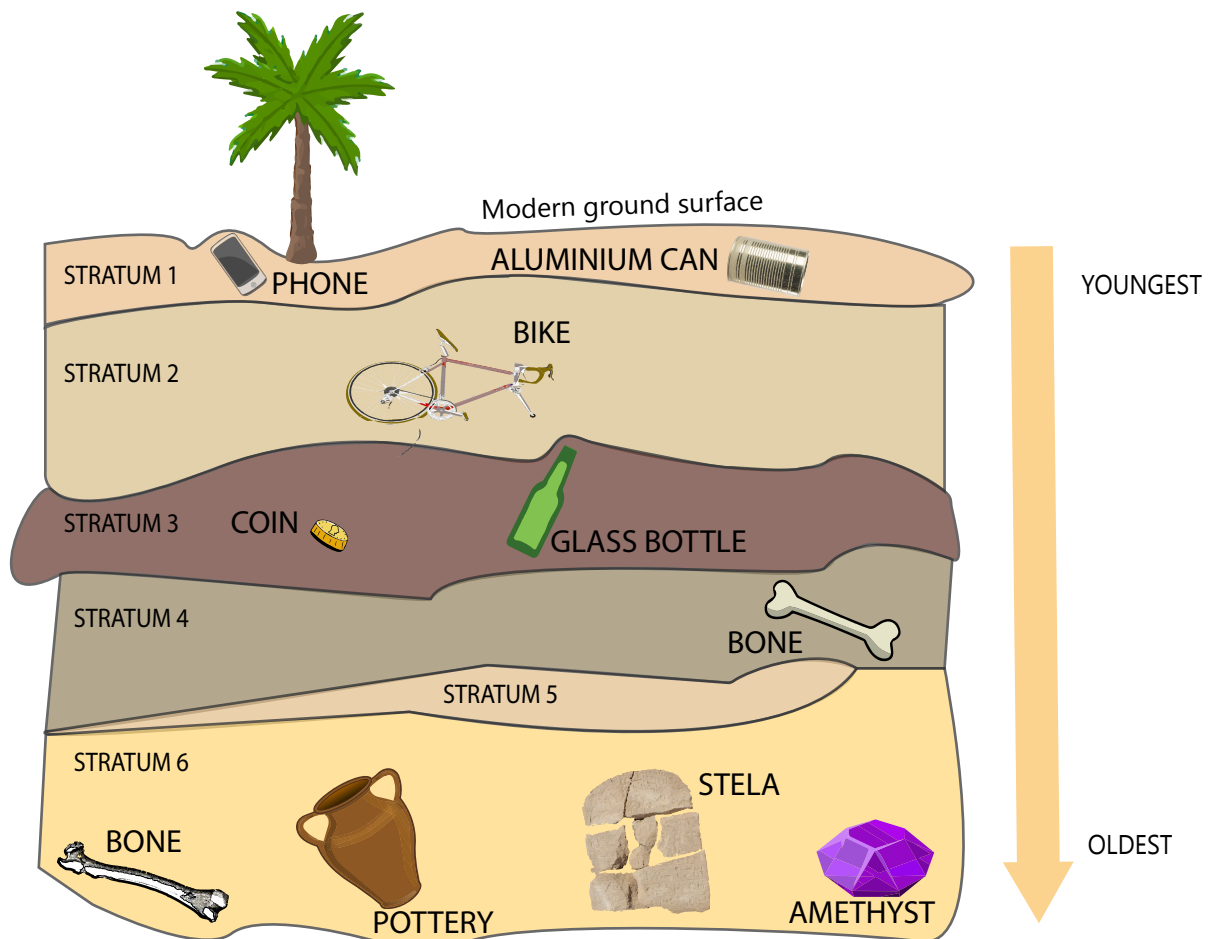


5 The excavation starts!

One of the most important things you must remember when digging is the principle of stratification. Through time, strata (layers) accumulate one above the other; this is the law of superposition. We can differentiate those layers by a change in the soil color or texture for example.

An important principle is that where one layer overlies another, the lower was deposited first. Therefore, the earliest layer (oldest) is at the bottom and the latest at the top.

In your opinion, which stratum corresponds to Ancient Egypt? Circle it!



6 The artefacts that you discovered are in the word search.
Are you able to find them?

7 Once you have found all of them, fill in the numbered squares
the two letters which are just before and after each words!
Then, order them and discover the code!

TEST:

₂ EXAMPLE ₁

CODE: $\frac{H}{1} \frac{I}{2} !$

₁ STELA ₃

₁₅ PHONE ₁₀

₅ CAN ₁₇

₁₁ BONE ₂

₄ BOTTLE ₂₀

₁₆ AMETHYST ₆

₉ STONE ₁₄

₁₃ BIKE ₇

₁₈ POTTERY ₈

₁₉ COIN ₁₂

K	I	E	X	A	M	P	L	E	H	K	S	E	S
C	L	O	B	Y	S	T	S	E	O	E	Y	E	O
T	T	P	O	O	C	E	O	S	B	N	H	S	O
O	C	O	I	N	L	A	T	A	O	O	O	T	E
M	Y	O	E	C	O	N	A	E	T	T	E	E	E
D	P	O	T	T	E	R	Y	M	T	S	S	L	O
I	E	D	O	B	C	L	S	I	L	I	E	A	E
L	P	E	B	I	K	E	E	T	E	R	Y	T	R
A	P	H	P	O	I	O	O	E	M	Y	Y	E	T
A	M	R	O	E	N	T	T	Y	T	A	Y	G	E
K	T		N	N	E	E	T	O	N	H	N	O	N
A	N	C	O	N	E	D	S	B	K	A	O	H	S
D	E	M	Y	Y	E	D	N	R	C	N	K	T	T
N	A	M	E	T	H	Y	S	T	H	S	E	N	K

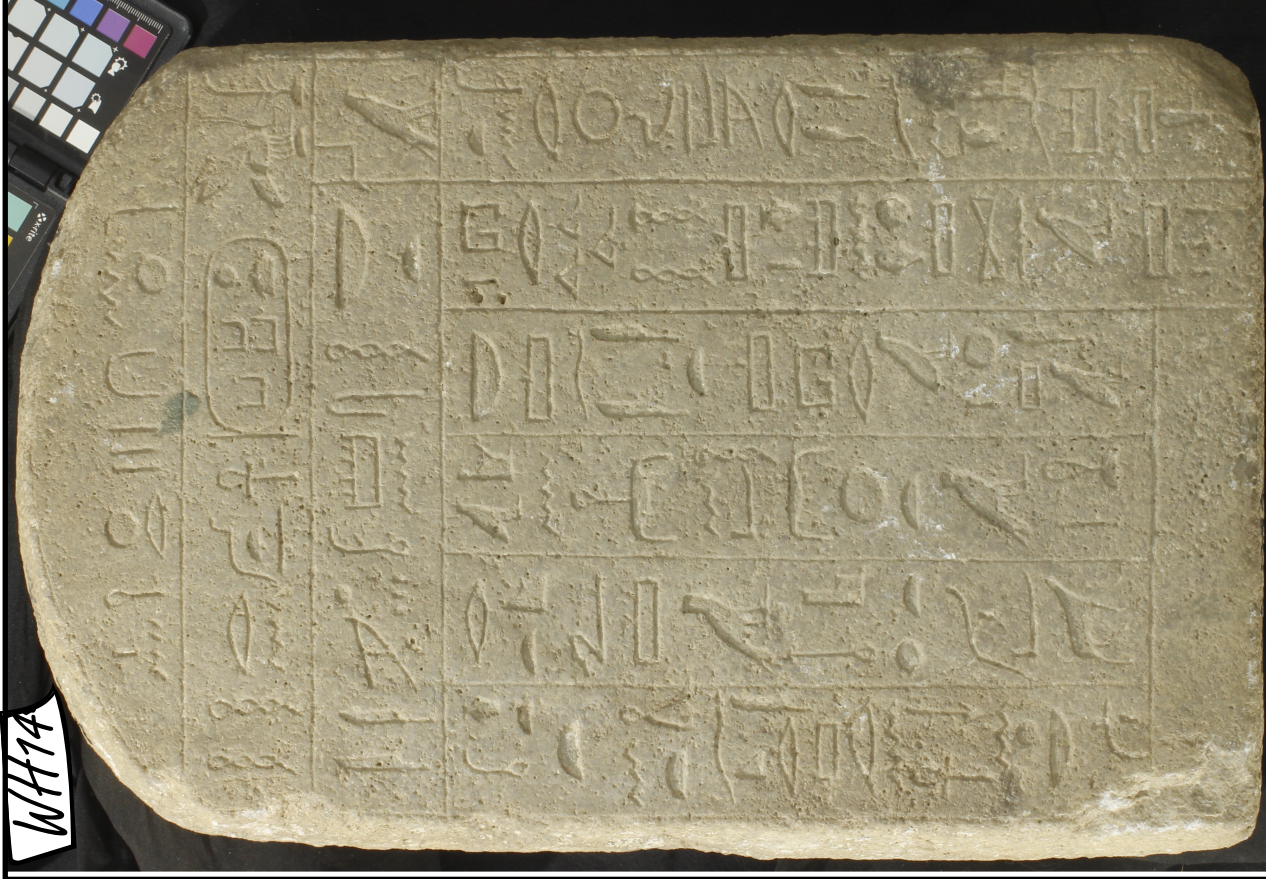
CODE:

The Ancient Egyptians established several important mines in Wadi
el-Hudi in order to acquire amethyst to make jewelry.

This dat _____

_____ (2000-1700 BC)!

8 Record your observations about one artefact from Wadi el-Hudi!



Recording data in the field is essential, make sure to draw the outline of the artefact and any details you recognize!

Artefact reference number: _____ Where is it from? _____

What do you think this is? _____

What is it made from? _____

Size of the artefact: _____

How is it decorated? What is inscribed on it? _____

What would it be used for? _____

Tick two of the following to describe this artefact:

☐ very good condition ☐ ordinary ☐ broken in several pieces ☐ valuable

What can we learn from this artefact? _____


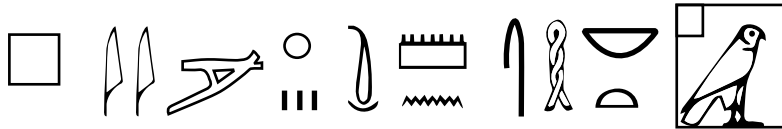
Signature: _____

10 cm

4 inches

9 Now, let's take a closer look at the stela! Observe the hieroglyphs carefully and answer the questions to decode the secret message!

1) This passage is taken from the first three lines of the stela. Put the sentences in the right order according to the original.



What does this mean?

The Ancient Egyptians wrote the name of their kings in oval-shaped containers, called cartouche. In order to discover the name of this pharaoh, you need to decipher the coded message!

2) Some hieroglyphs taken from the exercise above are hidden in the following inscription. Circle the 7 of them!

CODED MESSAGE:



3) Color all the letters between two **identical** hieroglyphs you have circled. Write the colored letters below!


His name was: _____

10 Congratulations! You have completed your first archaeological research about Wadi el-Hudi!
Finally, use the list below to put the steps in order and draw each one.


analyzing the artefacts / reaching the site / recording the artefacts and the stratigrafic profile /
~~decide where to lead an excavation~~ / publication about your discoveries / digging




1 *decide where to lead an excavation*




2 _____




3 _____



4 _____



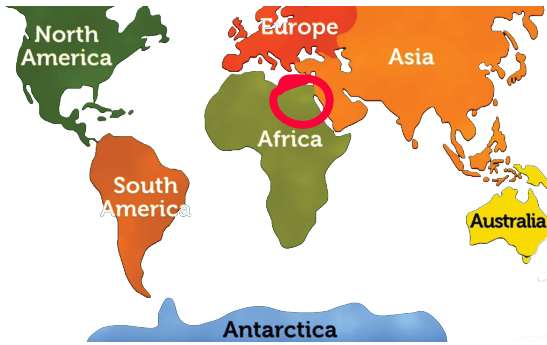
5 _____



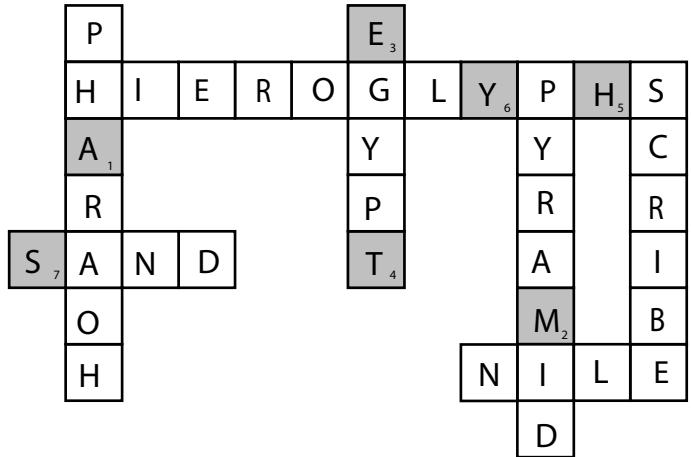
6 _____

ANSWERS

1.



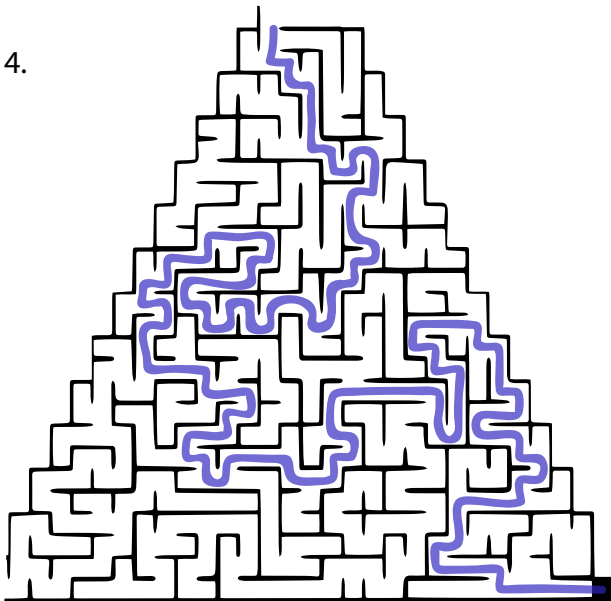
2. The purple stone is called AMETHYST.



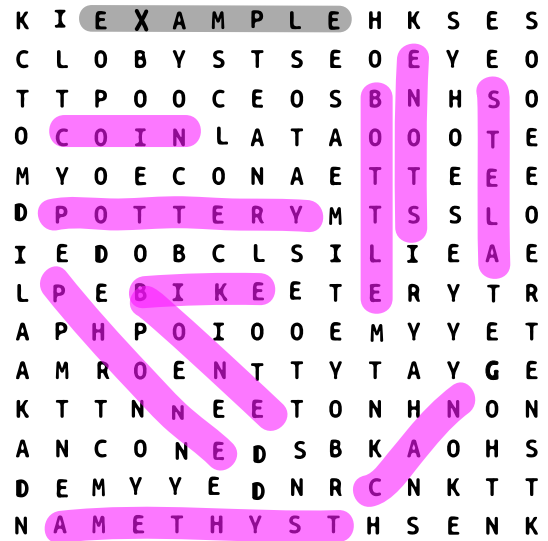
3. Equipment: Camera, Hat, Shovel, Sunglasses, Trowel, Computer.

5. According to the objects, the stratum 6 corresponds to Ancient Egypt.

4.



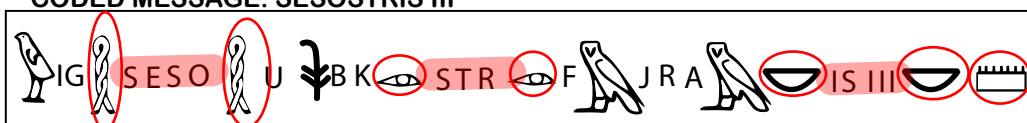
6.



7. Code: This dates to the Middle Kingdom.

9. Order: 3 - 1 -2

CODED MESSAGE: SESOSTRIS III



10. reaching the site / digging / recording the artefacts and the stratigraphic profile / analyzing the artefacts / publication about your discoveries